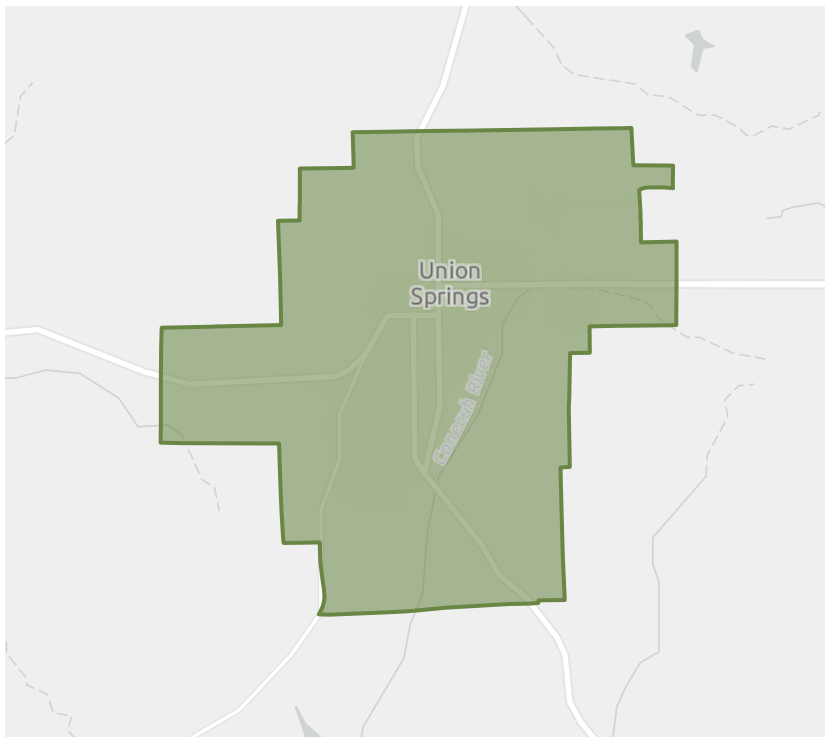


POPULATION TRENDS AND KEY INDICATORS

Union Springs City, AL



3,897	1,430	2.30	36.3	\$32,575	\$77,091	38	257	60
Population	Households	Avg Size Household	Median Age	Median Household Income	Median Home Value	Wealth Index	Housing Affordability	Diversity Index

MORTGAGE INDICATORS



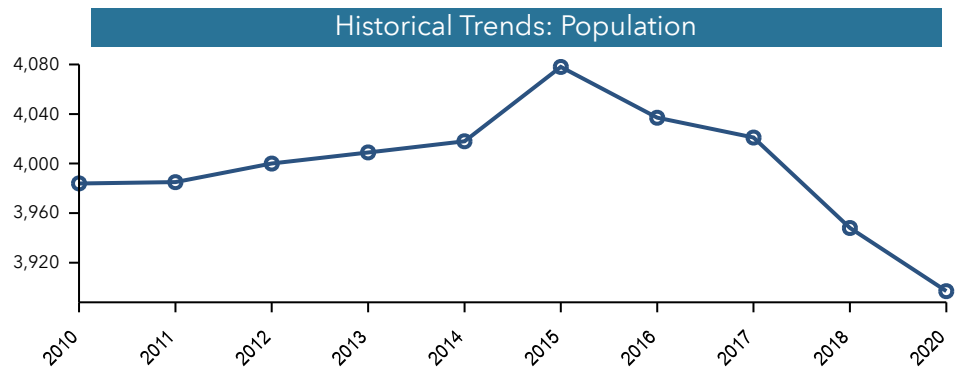
\$4,574

Avg Spent on Mortgage & Basics




9.9%

Percent of Income for Mortgage



POPULATION BY AGE



■ Under 18 (25%) ■ Ages 18 to 64 (61%) ■ Aged 65+ (14%)

POPULATION BY GENERATION



5.8%

Greatest Gen:
Born 1945/Earlier



19.2%

Baby Boomer:
Born 1946 to 1964



18.4%

Generation X:
Born 1965 to 1980



28.0%

Millennial:
Born 1981 to 1998



22.7%

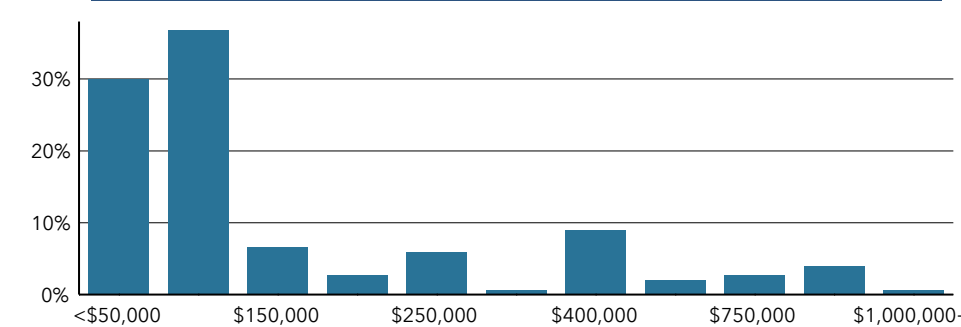
Generation Z:
Born 1999 to 2016



6.1%

Alpha: Born
2017 to Present

Home Value



Housing: Year Built

