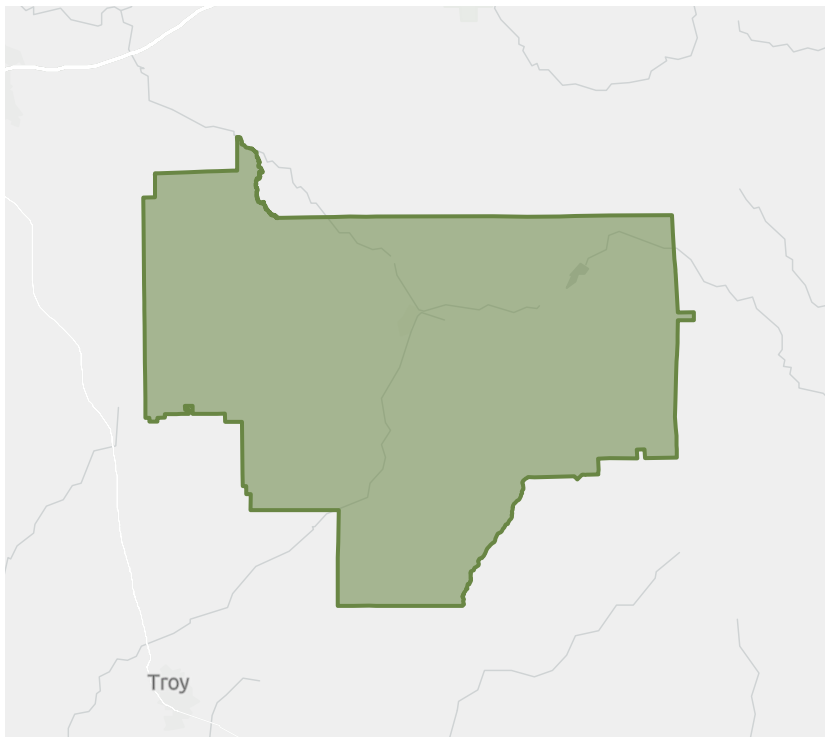


POPULATION TRENDS AND KEY INDICATORS

Bullock County, AL



10,857

Population

3,763

Households

2.44

Avg Size Household

39.2

Median Age

\$32,187

Median Household Income

\$77,391

Median Home Value

39

Wealth Index

248

Housing Affordability

55

Diversity Index

MORTGAGE INDICATORS



\$4,586


Avg Spent on Mortgage & Basics



10.0%

Percent of Income for Mortgage

POPULATION BY AGE



Under 18 (21%) | Ages 18 to 64 (63%) | Aged 65+ (16%)

POPULATION BY GENERATION



6.4%

Greatest Gen:
Born 1945/Earlier



22.6%

Baby Boomer:
Born 1946 to 1964



19.7%

Generation X:
Born 1965 to 1980



26.5%

Millennial:
Born 1981 to 1998



19.9%

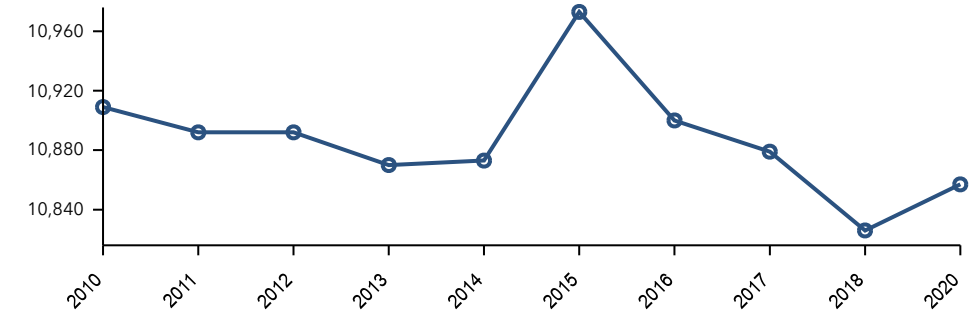
Generation Z:
Born 1999 to 2016



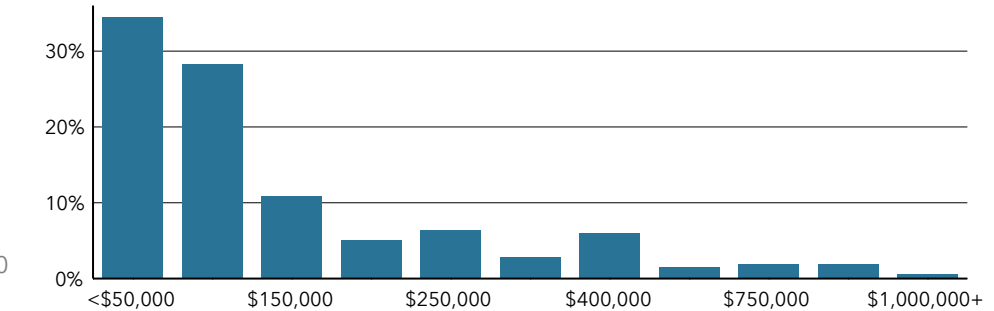
4.8%

Alpha: Born
2017 to Present

Historical Trends: Population



Home Value



Housing: Year Built

